



Nurse Call and Staff Attack Alarms





**Vandal resistant,  
tamper resistant, touch sensitive,  
ligature sensitive, low profile,  
easily cleaned, easily installed, re-  
mote reset and isolate**

**The reliability of Network 2 but in touch  
with today's challenging environment**

@SASUK.COM

**SAS** SPECIALIST ALARM SERVICES  
*caring technology*

## Network Touch — Vandal Resistant Display and Sounder



### Panel features

- All calls displayed
- Call locator identification
- Grille less alert / sounder
- Call level indicated sound, clearly distinguishable tones
- Scroll feature, allowing easy navigation of multi calls
- Touch buttons, easy use and wipe clean (10 second disable function)

## Network Touch — Vandal Resistant Room Unit — Bed Head unit

### Panel features

Touch activated (no physical buttons)

Patient call/assist touch panel (Orange rectangle area)

Clearly identified 'Staff only' with escalated or reset functions

### LED function

(Hidden / not active)

- Red Active alarm
- Green Staff function e.g. reset
- Blue Isolated – patient call button disabled within room



## Network Touch — Vandal Resistant Wireless IR Call Point

### Panel features

Touch activated (no physical buttons)

Patient call/assist touch panel (Orange rectangle area)

Clearly identified 'Staff only' with escalated or reset functions

### LED function

(Hidden / not active)

- Red Illuminates red momentarily when call activated
- Green Battery is good
- Yellow Battery Low
- Red Battery required

### Button Function

- Reset Touch to reset, if active, visit if inactive
- Nurse Panel Touch to call for help
- Clean Touch RESET and RESET together to disable buttons for 10 secs
- SAS Touch SAS to send test signal and display battery strength through LED



## Network Touch – Vandal Resistant Wireless IR Call Point (No Reset)



### Panel features

Touch activated (no physical buttons)

Patient call/assist touch panel (Orange rectangle area)

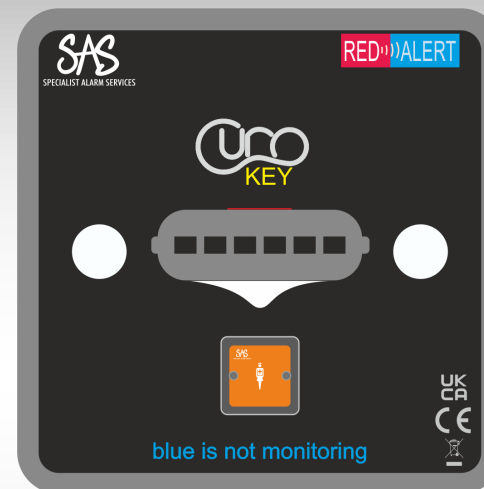
Clearly identified 'Staff only' deactivated with NO reset function

### LED function

(Hidden / not active)

- Red** Active alarm
- Green** Staff function e.g. reset from another source
- Blue** Isolated – patient call button disabled within room

## Network Touch – Vandal Resistant Staff Reset Unit – Bed



### Panel features

Paired with the patient room call point

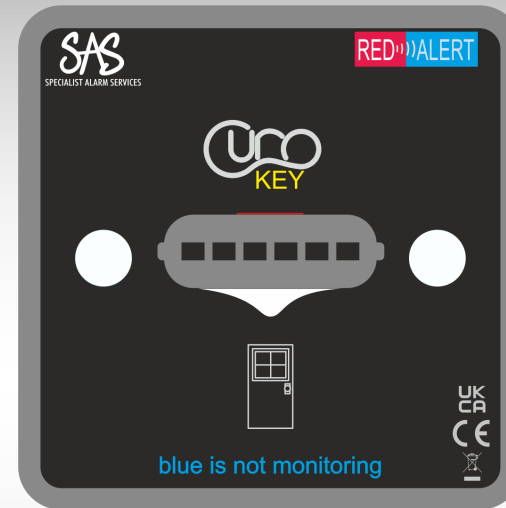
Curo touch point (clear graphic), Hip height installation

Room isolation feature (room ignore)

**LED indicator** (example: nuisance occupant)

- Red** Active CALL alarm
- Green** Staff function e.g. visit, reset
- Blue** Isolated – slave call point(s) disabled within room

## Network Touch – Vandal Resistant Staff Reset Unit - Door



### Panel features

Door monitor, door open the alarm is triggered

Curo touch point (clear graphic), Hip height installation

Door isolation feature (White then Blue flash confirms)

Closed door / Reset to normal (White then Red confirms)

### LED indicator

- Red** Active CALL alarm
- Green** Staff function e.g. visit, reset
- Blue** Isolated – ignore door state



Surface mount or flush (hidden) door contact sensors



## Network Touch – Vandal Resistant Call Point



### Panel features

Large touch activate surface (Orange square)

Hidden LED (centre display)

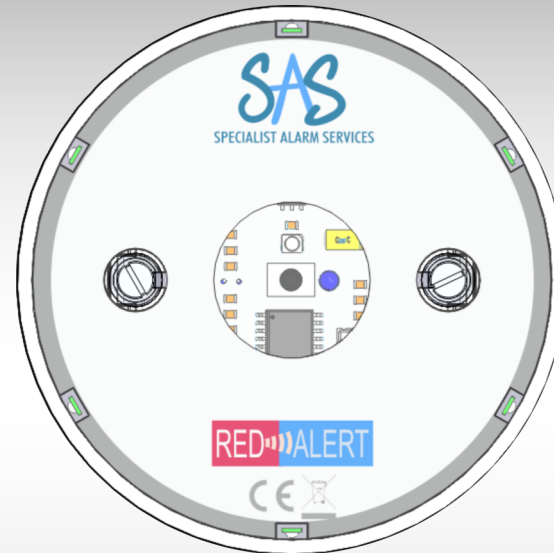
Reset	Staff key swipe to reset (magnetic)
Crash	Staff key swipe to call for urgent help (magnetic)
Nurse paddle	Touch paddle for help CALL
Clean	Isolate mode to clean without activation

### LED indicator

**Red** Active CALL alarm

**SAS** SPECIALIST ALARM SERVICES  
*caring technology*

## Network Touch – Vandal Resistant IR Receiver — Staff attack receiver (or slave)



### Panel feature

- Wall or ceiling mount
- Receives infrared signal
- Full coverage with any staff attack transmitter in the area

### LED indicator

- Red** Active alarm
- Green** Staff function e.g. visit, reset
- Blue** Isolated – Patient call button disabled within room

(Slave unit (Only) ) - **Red** Active alarm or test

## Network Touch - Overdoor light

### Panel feature

- Wall mounted low profile
- Paired with the patient room call point
- Staff attention lighting (LED's visible from all angles)
- Attention lighting mimics the call level from the linked room unit





### LED indicator

- Red** Active CALL alarm
- Green** Staff function e.g. visit, reset
- Blue** Isolated – not used



## Curo High Power Rechargeable IR Transmitter

Button Press functions

	Alarm	Attack	Test	Reset
Red Button				
Side Switches				
Pull Switch				
Green Button				



Features : Ergonomic design

Supplied fully charged (usage depending 6—12 months battery life)

Low battery LED, Battery good (Green) to low battery (Orange),

Battery charge warning LED will change to red in addition a warning sound

Supplied with two types of apparel attachment (clothing clip or belt loop)

Clip attached to the click pull tab

Concealed charging plug socket (only use SAS Ltd supplied mains adaptor)





LED charging slow pulse sequence (Red, Amber, Green and no light when charging complete)

Green Test button, press to confirm battery level and the receivers will flash confirm transmitter is functional

Charging time approx. 90 mins

## Curo High Power Rechargeable IR Transmitter

Button Press functions

	Alarm	Attack	Test	Reset
Red Button				
Side Switches				
Pull Switch				
Green Button				



### Features : Ergonomic design

Supplied fully charged (usage depending 6—12 months battery life)

Low battery LED, Battery good (Green) to low battery (Orange),

Battery charge warning LED will change to red in addition a warning sound

Supplied with two types of apparel attachment (clothing clip or belt loop)

Clip attached to the click pull tab

Concealed charging plug socket (only use SAS Ltd supplied mains adaptor)

LED charging slow pulse sequence (Red, Amber, Green and no light when charging complete)

Green Test button, press to confirm battery level and the receivers will flash confirm transmitter is functional

Charging time approx. 90 mins

## Touch-Pull-AL Anti-Ligature Ceiling Mounted Pull Switch

### Overview

These switches are commonly used in bathrooms and toilets

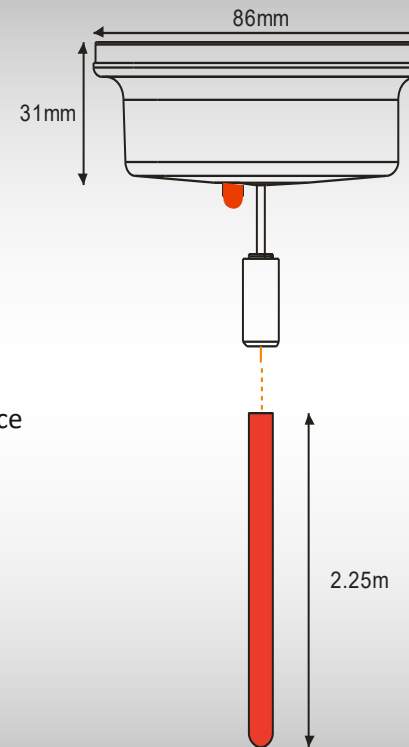
The ceiling switch provides a means of activating an alarm

It interfaces seamlessly with all Touch call points.

The switching action is momentary and provides a LED for reassurance

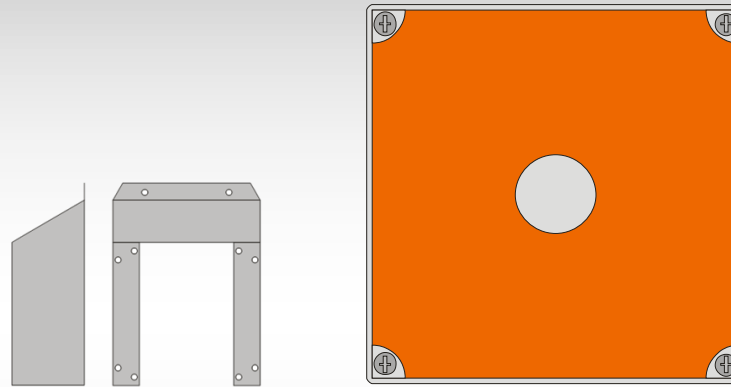
They are fitted with a wipe clean, an anti-shatter plastic wand

Wand length 2.25 metres long for ease of use



Please note this switch has been modified to take the weight of the wand

## RED255AL External Infrared Receiver



### Features

Weather resistant IP65 rated enclosure

Approx. 10 metre range

Bright florescent Orange marking (Identification and transmitter target for sensor detection)

Optional, Stainless steel collar in ligature risk venerable area's

## Network Touch—Vandal resistant touch device collar



### Features

Low profile

Durable material

Secure mounting frame for touch room units

High impact material strength



## Network Touch—Vandal resistant Panic Button Call Point Unit

### Panel feature

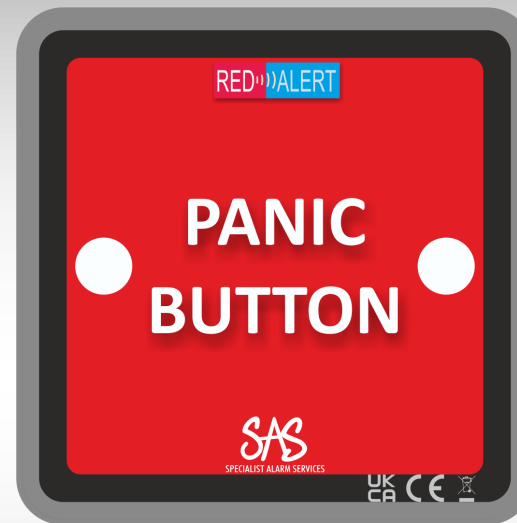
- Low profile wall mount
- Call point addressable via infrared signal
- 20 character name programmed
- Full coverage with any staff attack transmitter in the area

### LED indicator

- Red** Active alarm
- Green** Staff function e.g. visit, reset
- Blue** Isolated – Patient call button disabled within room

### User function

- Reset—Staff Curo Fob, if active
- Nurse— Touch Panel for **ALARM**
- Clean – Room unit isolate mode for cleaning



## Network Touch – Vandal Resistant Ceiling Sounder

### Features

Ceiling mounted unit

Low profile

Vandal resistant

Durable material

Volume for day and night adjustable on installation



## Network II Nurse call System – ancillary equipment



**Floor Pressure Mat**



**Bed Pressure Mat**



**Floor Standing PIR motion  
detector for bed egress detection**



Please see our Ancillary equipment and details in our Specialist Alarm Services Brochure





RED ))) ALERT

Sales : 0191 272 2222

Email : sales@sasuk.com

**SAS** SPECIALIST ALARM SERVICES  
*caring technology*

Hinde House, Elswick East Terrace,

Newcastle upon Tyne, NE4 7LJ