

An Introduction to Medical Architecture

Creating therapeutic environments that promote wellbeing & recovery



Contents

1.0	Medical Architecture	4
2.0	How We Work	8
3.0	Acute Health	10
4.0	Mental Health	12
5.0	Community Health	14
6.0	Masterplanning and Estate Strategy	16
7.0	Our Work	18
8.0	Our Practice	42
9.0	Awards and Recognition	48

4 Northington Street
London
WC1N 2JG
+44 (0) 207 490 1904

25 Collingwood Street
Newcastle upon Tyne
NE1 1JE
+44 (0) 191 269 1180

Medical Architecture



We are specialists in healthcare architecture.

Who we are

We are a specialist architectural practice designing therapeutic environments that promote wellbeing and recovery. Our strategic approach to clinical planning is combined with a committed focus on design quality, making effective spaces feel truly special.

We work closely with our clients to develop a clear vision for their estate, sharing the pride that comes with providing the best possible healthcare.

We are a large, close-knit team, based in our studios in London and Newcastle upon Tyne. Our talented and experienced designers share the same focus, enabling us to pool our understanding and expertise. We constantly evaluate our work and evolve our thinking to ensure we push the field of healthcare architecture forward.

What we do

Our impact begins at the strategic and business case end of projects. We work closely with our clients to develop a clear vision for their estate, assessing their needs and the scope of the work required. Our expertise in strategic planning helps to greenlight schemes and enables the design process to begin.

We realise the vision of our clients through therapeutic environment design. We combine architecture, landscape, and interior design, with detailed clinical planning, to create great spaces to be and effective places to operate. This draws upon decades of evidence from our focus on healthcare architecture and its impact on wellbeing and recovery.



What we value

01



Therapeutic environments that promote wellbeing and recovery

The many benefits of well designed, nurturing healthcare environments for patients and staff include a reduction in: anxiety and stress, length of stay, medication use, pain, incidents requiring restraint or seclusions, and staff sick days. Great design improves patient dignity and wellbeing, whilst increasing staff satisfaction, productivity, and retention.


02



The delight and regenerative power of nature

Contact with nature reduces stress and anxiety levels in both patients and staff. In patients, this allows the immune system to work more effectively, cutting recovery times. In staff, this has a positive effect on wellbeing and productivity, increasing job satisfaction and quality of care.

03



Timeless design that creates long term value

Timeless design is about getting the fundamentals right and creating flexibility. Our designs ensure healthcare buildings can adapt to new technology and changing models of care. We specify robust, durable, and tested materials to ensure our buildings can withstand the demands placed upon them.

04



Creating healthy communities through engagement

Our work is not just about well-designed buildings; it is about creating healthy and flourishing communities, towns, and cities. We engage with local communities to ensure that we design places that are needed, that promote a healthy lifestyle, and that create a positive perception of local healthcare services.

05



Designing for a sustainable future

Sustainable design matters to us. We recognise the urgency of combatting climate change by reducing the environmental impact of our work. We raise awareness of the biodiversity and climate emergencies amongst our clients, supply chains, and construction partners, offering solutions to environmental challenges at every project stage.

How We Work

2

National Forensic Mental Health Service Hospital



We are passionate about using planning, architecture and interior design to make better places for diagnosis, treatment, recovery and wellbeing. By working closely with health organisations over many years, we have helped bring about a material and qualitative change to the whole of their estates.

Evidence-based design

Commitment to evidence-based design stems from the firm's roots at the Medical Architecture Research Unit in London. We maintain a current library of published research, standards and guidance, whilst each project provides additional material to drive continuous improvement.

Sustainable design

We embed sustainability into the briefing process and integrate sustainable design solutions through every project stage. We have BREEAM Accredited Professional skills in-house, and we are currently working with NHS Trusts to design BREEAM Outstanding and Net Zero Carbon in-use buildings.

Planning for growth and change

Delivering long term value means catering for change. New health facilities have to accommodate new models of care, a variety of staffing patterns, and increasing digitisation, as well as adapting to climate change. Our "what if" approach to design appraisal incorporates resilient features that ensure lasting value.

Modern Methods of Construction

In 2009, we completed the Mandeville Wing at Stoke Mandeville Hospital – at the time the largest volumetric modular project in the NHS. We continue to innovate in the development of standardised design and MMC solutions, working collaboratively with offsite manufacturers and volumetric modular construction contractors.

Engaging stakeholders

Stakeholder approval can be pivotal to the process of change. Our team is experienced in managing relationships effectively. We listen and communicate clearly using language and tools appropriate to the audience. To achieve "buy in", we define a roadmap of endorsement to reinforce a conclusive engagement process.

Building Information Modelling

We pioneered the adoption of BIM for healthcare in 2005 and have delivered many fully co-ordinated health projects. We utilise BIM and our own innovative digital tools to turn complex data sets and models into simple and immersive visual guides, that enable informed decision making.

Acute Health

3

Emergency Department and Intensive Care Unit



Whether engaged for a major new project or a multi-phased reconfiguration of existing buildings, we have a long track record of designing high quality acute care facilities that deliver improved outcomes and a positive patient experience.

Creative clinical planning

Clinical planning is constantly evolving, reflecting changes in medical technology, models of care, and patient pathways. Our informed approach to health planning and healthcare design, creates efficient clinical adjacencies and well-ordered internal arrangements, ensuring our hospitals operate effectively.

Work in a live clinical setting

Planning and executing construction work in operational hospital environments needs particular foresight and skill. We have years of experience planning and managing critical projects, often to constrained timescales with limited funds. Achieving successful change comes through detailed forward planning, appreciation of operational risks, a thorough communication plan, and obsessive attention to detail.

Patient and staff experience

In an acute setting, the human experience makes a huge difference to wellbeing, recovery and the perception of care quality. Careful consideration of connection with landscape, wayfinding, artwork, lighting, and interior design can raise a mundane experience to one that is dignified and positive. The health and wellbeing of staff is of equal importance. We ensure that hospital environments provide a supportive environment, and one which engenders a sense of pride in their workplace.

Standardisation

We are experienced in designing for flexibility and adaptability through Standardisation. This includes work on the New Hospital Programme standardisation programme, as well as current NHSI initiatives, such as the “Cavell” programme, developing a kit of parts for planning modern health infrastructure. This discipline allows our estate plans and facilities to adapt to future change.

Mental Health

4

Ferndene Children and Young People's Centre



We have a 30-year record in developing facilities for adults and young people, across a variety of diagnoses. Design plays a major role in creating a positive experience of mental health services and supporting patient recovery.

Therapeutic environment

Design for recovery helps patients understand where they are, the time of day and provides cues to behaviour. This enhances the sense of wellbeing and can reduce stressful demands on staff and carers. We use daylight to reinforce circadian rhythms and provide cues to passing time; natural ventilation to provide fresh air; and long views to landmarks and activity, as well as short local views, to offer scope for enjoyable engagement and reflection.

Mental and physical wellbeing

It is well recognised that especially in secure mental health units, boredom leads to challenging behaviours and poor physical health. We therefore design our facilities to ensure that as many spaces as possible, both inside and out, offer opportunities for mitigating boredom, and provide a meaningful day for patients.

Safety and security

Design can reduce opportunities for self-harm and violence. Good relational security can be fostered by excellent observation and communication, and graduating territory. Physical security can be enhanced by grading risk and introducing robust and anti-ligature fixtures in higher risk zones. We have developed a palette of components that balances the need for safety with attractive and familiar interior design.

Access to outside space

Connection to outside space offers recognition of the seasons and the chance to engage in a range of activities. We incorporate gardens and activity spaces which are safe and navigable, so that residents can enjoy unrestricted access; essential for their independence and wellbeing. Seating and terraces provide opportunities for residents to sit outside to eat, socialise, or appreciate their surroundings.

Community Health

5

The Jean Bishop Integrated Care Centre



We understand the challenges in delivering effective community healthcare services. We have been instrumental in pioneering innovative building types in this area, creating uplifting places to visit that are efficient to manage and maintain.

Integration

By carefully integrating community healthcare services, we are able to improve the patient experience, and achieve greater efficiency and value from health systems. We do this by addressing fragmentation in patient services, and enabling better coordinated and more continuous care.

Identity

Developing an identity for community healthcare facilities can be a challenge. Buildings need to be functional and efficient, yet have a distinctive and publicly recognised image. We develop buildings and therapeutic landscapes underpinned by an ethos of wellness and professional care.

Change management

Integrating services which have traditionally been separate, can be difficult and time-consuming. We are geared to absorb data and formulate realistic options that can be understood quickly. Our skill at communicating enables us to articulate clear organisational ideas and develop a shared project vision that will provide a positive focus for planned change.

Pioneering facilities

We led the design of The Jean Bishop Integrated Care Centre in Hull, one of the pioneering facilities of its building type. A recent study led by a team of researchers from the Wolfson Palliative Care Research Centre at the University of Hull, concluded that frail patients treated here (who could expect to go to A&E more than three times a year) are 50% less likely to need emergency treatment.

Masterplanning and Estate Strategy

6

Newcastle Hospitals Masterplan



Through an informed approach to strategic planning, we work closely with health providers to develop a clear vision for their estate, establishing a long-term development framework which extracts maximum value from the existing building stock.

Collaborative process

The best strategic plans draw insight from a variety of perspectives and distil the inputs into a clear and focused vision. Stakeholder engagement plays a vital role in this, and we are experienced in guiding diverse groups through a structured process, communicating clearly, and ensuring that all parties have any opportunity to be heard.

Long term sustainability

We ensure that emerging plans have the flexibility and adaptability to provide long term value as national and local healthcare needs change, and models of care and methods of service delivery adjust. We understand that estate planning has a significant role to play in delivering a net zero National Health Service and we bring our expertise in sustainable design to the process to ensure that the pathway is clear and deliverable.

Digital tools

Healthcare estates are complex and there are many varied sources of data to analyse and draw conclusions from. We utilise Building Information Modelling and our own innovative digital tools to turn complex data sets into simple and legible visual guides, that enable informed decision making. This includes our Estates Register Tool, which provides a colour-coded dashboard for each property in the estate, enabling Trusts to gain a more informed view.

Development control

Our digital tools allow us to simulate complex change sequences and provide accurate three-dimensional views of the impact of each step. This allows us to conduct “what-if” reviews with real time data linked to development control plans, to enable rapid decision making during multi-phase development programmes.

Our Work

7

Our research and expertise place us at the forefront of design innovation in healthcare. We contribute to national guidance, speak at conferences internationally, and disseminate best practice in facility design.



Blossom Court

Sycamore at Northgate Park Hospital

A choice of secure settings that promote
a meaningful day for patients.



“This is a flagship development, and it has set a new standard, not just for our future projects but for the whole mental health sector.”

– JOHN CARSON, HEAD OF CAPITAL DEVELOPMENTS AND PLANNING
NTW SOLUTIONS - CUMBRIA, NORTHUMBERLAND, TYNE AND WEAR NHS FOUNDATION TRUST

Developed around the concept of a ‘village campus’, Sycamore is a medium secure mental health facility which offers a wide variety of indoor and outdoor settings for relaxation and activity, ensuring a meaningful day for patients.

Providing inpatient accommodation for 72 male patients with a range of forensic mental health needs, the building is the catalyst to allow all secure services across the Trust to be brought together from previously dispersed sites, consolidated in a single, integrated centre of excellence.

LOCATION	Morpeth, Northumberland
SECTOR	Mental Health
CLIENT	NTW Solutions - Cumbria, Northumberland, Tyne and Wear NHS Foundation Trust
ROLE	Architect, Masterplanner, Interior Designer
VALUE	£60m
STATUS	Completed 2023



Kimmeridge Court

A sheltered retreat for the specialist treatment of eating disorders.



As soon as I walked into the new building, I actually welled up. I was so emotional because it is so beautiful, and it's going to help so many people.”

- EATING DISORDERS THERAPIST, AND FORMER EATING DISORDERS SERVICE USER

Sited in a protected wooded glade, Kimmeridge Court has been carefully crafted to preserve the quality of its natural setting and to create a uniquely private and therapeutic environment for the treatment of patients with eating disorders.

The size and positioning of the building has been carefully crafted to have a low impact on the mature coastal trees that occupy the site, and to respect the character of the surrounding area. The building's response to its natural context plays a vital role in the creation of a protective and non-clinical environment that supports recovery.

LOCATION	Poole, Dorset
SECTOR	Mental Health
CLIENT	Dorset HealthCare University NHS Foundation Trust
ROLE	Architect, Masterplanner
VALUE	£8m
STATUS	Completed 2023



New Specialist Hospital

A flexible and adaptable home for critical care and specialist services.



Working with Medical Architecture has been a very positive experience and a great collaboration.”

– ROB SMITH, DIRECTOR OF ESTATES

THE NEWCASTLE UPON TYNE HOSPITALS NHS FOUNDATION TRUST

Situated at the Royal Victoria Infirmary, this new clinical block is seen as the catalyst for an integrated approach to address multiple strategic needs of the Trust.


It will provide improved and expanded Adult Critical Care facilities; enhanced Burns Care; a range of repurposed clinical wards; rooftop outdoor treatment area for all patients; expansion of Women’s Services outpatients; and expanded Maternity Inpatient and Neonatal services within the existing hospital, in a multi-phased programme. Aligned with the Trust’s sustainability strategy, the project’s aim is for a BREAAAM Outstanding and a Net Zero Carbon in-use building.

LOCATION	Newcastle upon Tyne
SECTOR	Acute Health
CLIENT	The Newcastle Upon Tyne Hospitals NHS Foundation Trust
ROLE	Architect; Masterplanner
VALUE	£225m
STATUS	Final Business Case completed 2023



Blossom Court

Prioritising direct and independent access to outdoor space.



The team took a collaborative approach and really listened to clinicians about the needs of our different mental health wards.”

– DR KAREN TOWNEND, SERVICE LEAD

BARNET, ENFIELD AND HARINGEY MENTAL HEALTH NHS TRUST

Blossom Court represents a new approach to design for mental health, with modern therapeutic spaces that promote direct and independent access to outdoor space. The unique two-storey arrangement sees four wards stacked around two terraced courtyards, creating a positive focal point for patients, and an abundance of natural light. A calming interior with views to nature enhances the therapeutic environment, promoting patient wellbeing and recovery, and improving the working lives of NHS staff.

LOCATION	Tottenham, London
SECTOR	Mental Health
CLIENT	Barnet, Enfield and Haringey Mental Health NHS Trust
ROLE	Architect, Health Planner, Masterplanner, Principal Designer
VALUE	£25,000,000
STATUS	Completed 2020



The Jean Bishop Integrated Care Centre

An exemplar facility for integrated care with wellbeing at its heart.



We wanted the centre to be welcoming and warm and have had great feedback so far. It enhances the healing environment, it's relaxed, calm, and dementia friendly.

- DR DAN HARMAN, CONSULTANT GERIATRICIAN
CITY HEALTH CARE PARTNERSHIP CIC

The pioneering Jean Bishop Integrated Care Centre is the first of a new class of NHS facilities to cater for the needs of an increasingly elderly population, providing out of hospital care and reducing the need for hospital admission. Adopting an entirely new way of delivering health services, the centre brings together a range of specialist services to provide a more holistic approach to health, care, and social support. A welcoming heart to the building, with clear wayfinding and open and transparent views to landscaping, supports the wellbeing of patients, staff and visitors.

LOCATION	Hull, UK
SECTOR	Integrated Care
CLIENT	Citycare With NHS Hull CCG and Community Health Partnerships
ROLE	Architect, Lead Consultant
VALUE	£9,000,000
STATUS	Completed 2018



Clock View Hospital

Creating a strong community connection to mental health.



It's about as far from a traditional view of what your pre-conceptions – or misconceptions – of what a mental health unit might be.”

– ADRIAN CHILES, BROADCASTER

Clock View Hospital has set a new national benchmark in mental health facility design for the quality of its therapeutic environment and the level of engagement with the community it serves. The building presents a positive frontage to the surrounding neighbourhood, creating a strong local connection and projecting a message of openness and inclusivity. The hospital is the culmination of years of long-term strategic planning and business case development with the Trust, to set an aspirational vision for mental health services across the region.

LOCATION	Walton Hospital, Liverpool
SECTOR	Mental Health
CLIENT	Liverpool and Sefton Health Partnerships with Mersey Care NHS Trust
ROLE	Lead Consultant, Architect, Landscape Architect
VALUE	£25,000,000
STATUS	Completed 2015



Newcastle Hospitals Internal Improvement Programme

A consistent approach to refurbishment, creating dementia-friendly environments for care.



Great job by Medical Architecture, what a transformation. Super environment and fantastic for the staff and patients.”

– ROB SMITH, DIRECTOR OF ESTATES

THE NEWCASTLE UPON TYNE HOSPITALS NHS FOUNDATION TRUST

Forming part of the estates strategy we developed with the Trust, the internal improvement programme brings a structured and consistent approach to strategically important refurbishment projects across their two hospital sites. The internal spaces provide an environment for care that is calming and reduces anxiety, whilst conveying a sense of professional efficiency. Particular attention is given to design for patients with dementia and frailty, as well as technical standards and guidance compliance.

LOCATION	Newcastle upon Tyne, UK
SECTOR	Acute Health
CLIENT	The Newcastle upon Tyne Hospitals NHS Foundation Trust
ROLE	Architect, Interior Designer
VALUE	£5,500,000
STATUS	Completed 2022



National Forensic Mental Health Service Hospital

A national step-change in normalised facilities for secure mental health.



“While dealing with a challenging and complex brief, the scheme has been executed with great sensitivity which maximises light and the user’s connection to nature at every opportunity.”

– JUDGES CITATION
RIAI WELLBEING AWARD 2022

Heralding a new era in mental health services in Ireland, the new National Forensic Mental Health Service Hospital exploits the therapeutic value of nature in a discreetly secure setting which promotes the recovery of patients. The hospital is laid out as a series of single storey pavilion buildings around a pedestrianised ‘village green’ with a variety of spaces for meaningful activity. The arrangement achieves intuitive wayfinding through a site-wide narrative of colour, art, and landscaping.

LOCATION	County Dublin, Ireland
SECTOR	Mental Health
CLIENT	Health Service Executive Ireland
ROLE	Specialist Mental Healthcare Architect to Scott Tallon Walker Architects
VALUE	£125,000,000
STATUS	Completed 2021



Hopewood Park Hospital

Forming a coastal community
with spaces for recovery.



Most hospitals and clinics are either overly ‘homely’ or have clinical interiors without natural light. Entering Hopewood Park you ‘fall straight out’ into the landscape on the other side – a masterstroke.”

– JUDGING PANEL
RIBA AWARDS 2015

Hopewood Park is an exemplary 122-bed inpatient facility for adults and older people. The extraordinary site overlooking the North Sea inspired the creative evolution of the architecture, landscape, art, and wayfinding strategy. The elevated position, panoramic aspect and shelter contribute to the stepped form of a hillside community. A sense of neighbourliness is fostered through the clustering of wards and gardens around a communal heart.

LOCATION	Ryhope, Sunderland
SECTOR	Mental Health
CLIENT	Cumbria, Northumberland, Tyne and Wear NHS Foundation Trust
ROLE	Lead Consultant, Architect, Healthcare Planner, Interior Designer, Landscape Architect, BIM Coordinator
VALUE	£50,000,000
STATUS	Completed 2014



Royal North Shore Hospital

A future-proof hospital masterplan with people in mind.



Healthcare facilities must fit comfortably into the urban and social fabric of communities, respecting the urban design tenets that underpin successful public buildings.”

– BOB WILLS, DIRECTOR
MEDICAL ARCHITECTURE

A strategic long-term masterplan to inform development of Royal North Shore Hospital, ensuring that it can respond to the current and future needs for clinical, academic, teaching, and education services. The masterplan optimises the potential for redevelopment and promotes a people-orientated environment, with direct access to high quality external space.

LOCATION	Sydney, Australia
SECTOR	Acute Health
CLIENT	Health Infrastructure NSW with Northern Sydney Local Health District
ROLE	Consultant Architect, Urban Designer, Health Planner
PARTNER	Deicke Richards Architects
STATUS	Masterplan completed 2012



Ferndene Children and Young People's Centre

A special environment for children and young people to recover.



The design and interior provide a homely rather than a clinical environment. The young people told us that they wanted a 'homely' feel rather than somewhere that felt like a hospital."

- JANE GIBSON, SERVICE MANAGER

CUMBRIA, NORTHUMBERLAND, TYNE AND WEAR NHS FOUNDATION TRUST

Ferndene is the first specialist building in the UK that brings together children and young people's mental health and learning disability services. Developed with input from the young inhabitants, the building responds directly to their needs, cleverly avoiding characteristics of a traditional mental health building whilst providing a safe, therapeutic, and rehabilitative environment. Grafted into mature landscape on the fringe of Northumberland's countryside, the building is arranged to maximise panoramic views to its outstanding natural setting.

LOCATION	Prudhoe, Northumberland
SECTOR	Mental Health
CLIENT	Cumbria, Northumberland, Tyne and Wear NHS Foundation Trust
ROLE	Lead Consultant, Masterplanner, Architect
VALUE	£25,000,000
STATUS	Completed 2011



National Hospital for Neurology and Neurosurgery

A strategic programme of refurbishment to create calming environments to work and heal.



Thank you for taking all our comments and concerns on board and creating something that is looking very patient-centred, with good working space.”

– JENNY MCDONALD, WARD MANAGER
MEDICAL INTENSIVE THERAPY UNIT

A phased series of complex refurbishment projects to increase capacity and reduce waiting times at the UK’s largest dedicated neurological and neurosurgical hospital. Each phase of work at this 160-year-old institution required careful design to overcome the challenges of limited space, limited infrastructure and survey information, asbestos, and construction alongside live, acute clinical services. Improvements, including sympathetic alterations to a Grade II Listed Building, were developed to achieve planning consent within a conservation area.

LOCATION	London, UK
SECTOR	Acute Health
CLIENT	University College London Hospitals NHS Foundation Trust
ROLE	Architect, Health Planner, Interior Designer, BIM Coordinator
VALUE	£12,000,000
STATUS	Completed 2018



Our Practice

8

MEET THE TEAM



Our leadership team

We understand the healthcare sector and go the extra mile to become a trusted partner to those we work with. Contact us to see how we can work together.



Bob Wills
DIRECTOR

Bob has over 34 years' experience as an Architect with more than 29 years in healthcare design. He oversees Innovation and Sustainability within the practice and is responsible for driving quality and steering our approach to environmental design. His specialist construction knowledge has influenced many large-scale healthcare projects.

T: +44 (0) 7977 452 283
E: bob.wills@medicalarchitecture.com



Lianne Knotts
DIRECTOR

Lianne has over 17 years experience in the design and planning of healthcare buildings and is a Director of the Design in Mental Health Network. She believes strongly in the importance of user-consultation in the design process and close collaboration with client and consultant teams, to improve outcomes and the patient experience.

T: +44 (0) 7814 652 660
E: lianne.knotts@medicalarchitecture.com



Paul Yeomans
DIRECTOR

Paul is a highly skilled healthcare architect with over 17 years' specialised experience. He has substantial knowledge of the sector in areas of strategy, planning, design and construction and a proven track record of delivery. He brings an approach to design that values improved clinical outcomes and enhances the human experience of treatment and care.

T: +44 (0) 7980 907 286
E: paul.yeomans@medicalarchitecture.com




Ruairi Reeves
DIRECTOR

Ruairi has substantial knowledge and 21 years experience of healthcare design. He is passionate about creating therapeutic environments for healthcare. He has managed a number of international projects in collaboration with partner architects, in the UK, Ireland and Australia. Ruairi is excellent at managing design from inception to completion.

T: +44 (0) 7791 022 389
E: ruairi.reeves@medicalarchitecture.com

Our studios

Based in our studios in London and Newcastle upon Tyne, our experienced team are focused on creating great spaces for healthcare.



We have experts that lead our approach to specific areas of our process:



Bob Wills

SUSTAINABILITY LEAD

Bob manages our sustainability skills training programme, driving our approach to net zero carbon and Passivhaus design.



Aggie Flis

ROOM DATA LEAD

Aggie choreographs the Room Data process across our practice, managing the database and sharing best practice guidance.



Phil Horan

DESIGN MANAGER

Phil manages the design process, providing a key link between the design team and the contractor.

Awards & Recognition



	PROJECT	CATEGORY	AWARDING BODY
2023	National Forensic Mental Health Service Hospital	Grand Prix Design Award	Building Better Healthcare Awards
	Kimmeridge Court	Clinician's Choice Award	Building Better Healthcare Awards
	National Forensic Mental Health Service Hospital	Patient's Choice Award	Building Better Healthcare Awards
	National Forensic Mental Health Service Hospital	Best International Healthcare Development	Building Better Healthcare Awards
	Clock View Hospital	Design for Sustainable Development	European Healthcare Design Awards
	National Forensic Mental Health Service Hospital	Project of the Year – New Build International	Design in Mental Health Awards
	National Forensic Mental Health Service Hospital	Outside Space of the Year	Design in Mental Health Awards
	Blossom Court Replanting	Low Cost – High Impact Award	Design in Mental Health Awards
	Clock View Hospital	Healthcare	Architecture Today Test of Time Awards
2022	National Forensic Mental Health Service Hospital	Health and Fitness - Highly Commended	World Festival of Interiors
	National Forensic Mental Health Service Hospital	Wellbeing Winner	RIAI Awards
2021	Blossom Court	Health Winner	SPACES Awards
	Blossom Court	Mental Health Design - Highly Commended	European Healthcare Design Awards
2020	The Jean Bishop Integrated Care Centre	Best Social Infrastructure Project	Partnership Awards



We are absolutely ecstatic with the results from this facility. We're going to be able to provide a second-to-none service for our patients.”

– Linda Shynkaruk *Director*
Saskatchewan Hospital North Battleford

Overall members of the clinical and operational team felt it was a really good process and one which has delivered a building which provides a high-quality environment for the care of patients with autistic spectrum disorders.”

– Professor Raja Mukherjee *Consultant Psychiatrist*
Surrey and Borders Partnership NHS Foundation Trust

Working with Medical Architecture to understand and achieve our aims, they have also interpreted service users and carers' views to ensure a world-class hospital at the forefront of mental healthcare that continues to attract positive feedback nationally and internationally. The result of our close client-architect relationship is a beautiful, healing building that benefits the whole community.”

– Beatrice Fraenkel *Design Champion & Chair*
Mersey Care NHS Trust



For those who haven't worked with Paul and his team, I highly recommend their vision and professionalism.”

– Darren Laybourn *Strategic Lead, UK & Global Head of Healthcare*
Turner & Townsend

Medical Architecture provided clear and easy to follow dialogue with good leadership. This set a good standard for the entire team. The design process was robust and dynamic with open dialogue throughout the entire process and the mature, long-term personal relationships and the ability to work together augmented the value-added aspects of project completion.”

– Tony Railton *Project Director*
Cumbria, Northumberland, Tyne and Wear NHS Foundation Trust

Blossom Court sets the bar high – this is how all mental health care should look and we are committed to improving the rest of our estate over the coming years, so all our patients can enjoy the quality of environment that Blossom Court now provides.”

– Jinjer Kandola *Chief Executive*
Barnet, Enfield and Haringey Mental Health NHS Trust

